

Worldview Book

How to read a chapter in an academic book



Liberus, who...
...to visit the...
...your quantity...
...I drink back...
...of the blood...
...You want to know...
...this land for...
...Neptune, who still...
...lashed his sea. Still...
...can restrain yourself...
...the Heliosian island...
...longer to the sun, who...
...these flocks unharmed...
...may yet after much...
...I forewarn you of the...
...Even though you...
...after losing all your...
...trouble in your house...
...who are devouring...
...and making presents...
...to your wife.

"When you get home you will take your revenge...
...and after you have killed them by force or fraud...
...you must take a well-made oar and carry it on and on...
...to a country where the people have never heard of the sea...
...even mix salt with their food, nor do they know anything about...
...and oars that are as the wings of a ship. I will give you this certain...
...will say it must be a winnowing shore. A war-farer will meet you and...
...shoulder, on this you must fix the oar in the ground and sacrifice a...
...ram, a bull, and a boar to Neptune. Then go home and offer...
...hecatombs to an the gods in heaven one after the other. As for your...
...self, death shall come to you from the sea, and your life shall ebb...
...away very gently when you are full of years and peace of mind.

Reading a Chapter

- Get the big picture in sight
- Structure the presentation of the Chapter
- Analyze the book in detail




Big Picture in Sight

Read the Introduction and Conclusion

Ask, *what is the point of the chapter?*

Ask, *what does the author want you to do or think?*
(Find this in the conclusion)




Structure the presentation of the Chapter

Now scan the chapter:

Read only the headings and subheadings

Bold face/Italicized

Read first sentences



Analyze the book in detail

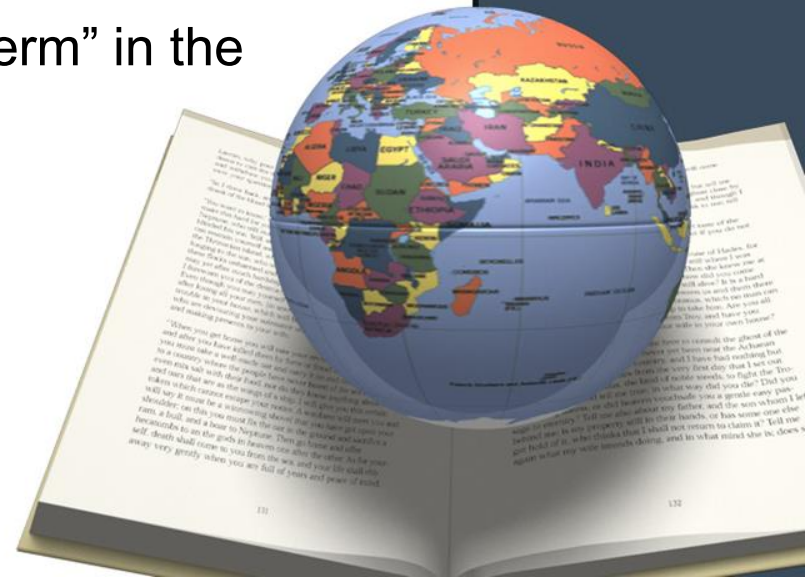
Take time reading the Introduction and concluding paragraphs of every sub-section.

Read the body with speed, not getting caught up with the details.

Use a pencil/pen to underline important aspects of the chapter.

Circle areas that are confusing or need clarification.

Box terms that are important, or write “term” in the margin.





Sire: Chapter 1

Webber, Robert E. *How to Read an Academic Book.*
<http://iws.edu/2005/01/robert-webber-how-to-read-an-academic-book/>.
Accessed, January 31, 2013

How to Pre-Read a Textbook Chapter.
<http://counseling.uchicago.edu/page/how-pre-read-textbook-chapter/>.
Accessed January 31, 2013.

Template Provided By



**500,000 Downloadable PowerPoint Templates,
Animated Clip Art, Backgrounds and Videos**